

# Sa series 50Hz Stainless Steel Wastewater Pump



**ECT PUMP**



## MATERIAL CONSTRUCTION

Item	Description	Structure	Materials
Pump	Impeller	-	SUS316
	M. Seal	-	SIC / SIC
	Bearing	Ball type bearing	-
	Shaft	-	SUS316
	Pump Housing	-	SUS316
Motor	Pole	2P	-
	Motor type	Dry type(Except 0.5HP & 0.5kW)	-
	Hz / Ph	50Hz / 1Ø & 3Ø	-
	Protector	Thermal / AC Protector	-
	Voltage	220~440V	-
Liquid	Liquid temp	0~40°C	-

Special specifications will be accepted make-to-order

## FEATURES

1. Stainless steel 304/316 materials are adopted for corrosive-resistance.
2. Chemical-resistant SIC mechanical seal and fluorine gasket are adopted to provide reliable sealing effects for chemical wastewater.
3. Precision casting method is used and the weight is 25% less than same grades of other pumps.
4. The base of cable is made out of integral plastic to upgrade humidity-resistance.
5. Italian techniques and professional design are adopted for water resistance.

\* Float switch is available for model under 2HP (except 0.5kW 3 phase)

## APPLICATIONS

1. Wastewater treatment of chemical industries, metal industries, medical industries...etc.
2. Wastewater treatment of hospital and laboratory, dewatering of rugged construction and other comprehensive wastewater treatment...etc.

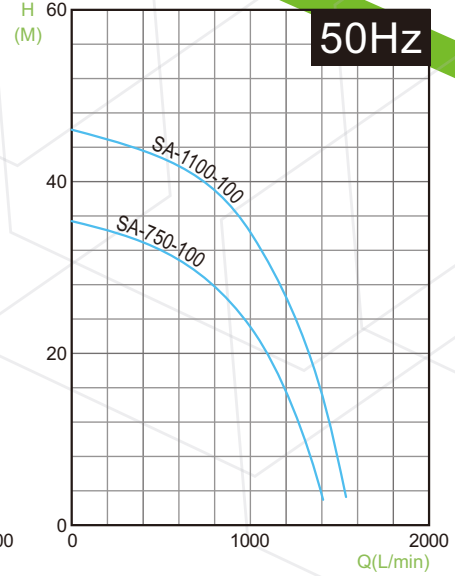
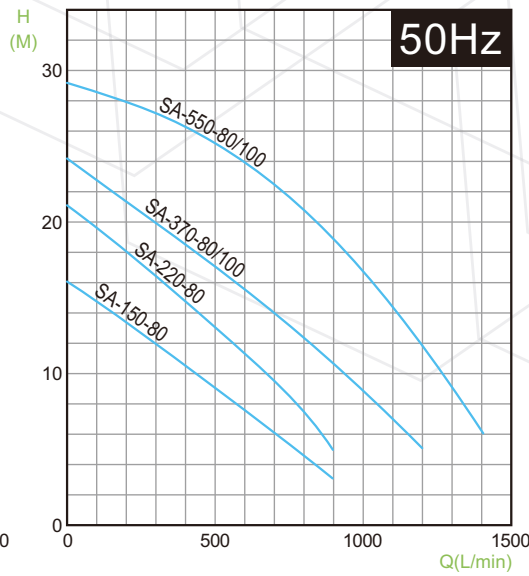
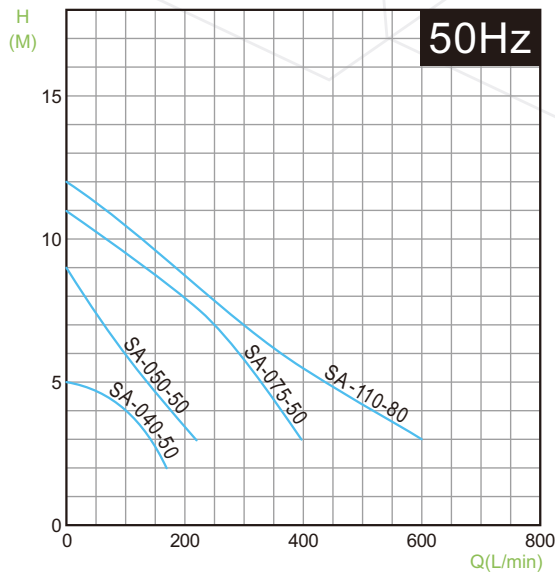
**SUN PAN PACIFIC INDUSTRIAL CO., LTD.**



# SA series 50Hz Stainless Steel Wastewater Pump

## ECT PUMP

### PERFORMANCE CURVE



### SPECIFICATION

2P-3000RPM

Model	Power HP(kW)	Discharge Inch(mm)	Phase PH	Pole P	Std. Head M	Std. Flow LPM	Length mm	Width mm	Height mm	Weight KG
SA-1040-40	1/2 (0.4)	1 1/2" (40)	1Ø	2	4	100	200	150	340	10
SA-1050-50	(0.5kW)	2" (50)	1Ø	2	6	100	230	160	345	14
SA-3050-50			3Ø							
SA-1075-50	1 (0.75)	2" (50)	1Ø	2	8	200	250	180	440	18
SA-3075-50			3Ø							
SA-1110-80	1 1/2 (1.1)	3" (80)	1Ø (220V)	2	5.5	400	300	180	480	22
SA-3110-80			3Ø							
SA-1150-80	2 (1.5)	3" (80)	1Ø (220V)	2	9	500	300	200	580	35
SA-3150-80			3Ø							
SA-3220-80	3 (2.2)	3" (80)	3Ø	2	13	500	430	255	550	49
SA-3370-80/100	5 (3.7)	3 3/4" (80/100)	3Ø	2	17	500	430	255	560	55
SA-3550-80/100	7.5 (5.5)	3 3/4" (80/100)	3Ø	2	25	500	470	250	570	60
SA-3750-100	10 (7.5)	4" (100)	3Ø	2	23	1000	560	310	690	105
SA-31100-100	15 (11)	4" (100)	3Ø	2	34	1000	560	310	720	115