


ECT-EQ series 50Hz

Automatic Constant Pressure Water Booster Pump



ECT PUMP



FEATURES

1. The ECT-EQ is a complete, all-in-one unit, consisting of centrifugal pump, motor, pressure tank, and electronic controller. The built-in electronic controller provides constant pressure which ensures that the pump starts automatically when water is consumed and operates continuously until water is not required.
2. Compact design and quiet operation make the ECT-EQ series suitable for many applications.
3. The ECT-EQ is constructed from the top-quality corrosion resistant materials.
4. Pump has built in dry-run shut off with automatic reset function.
5. The motor has built-in thermal overload to protect against high operating temperatures and over current. (Single phase motor only)
6. The ECT-EQ has an anti-cycling feature which prevents the pump from continuous starting and stopping when you have a dripping tap or minor leak in the system.

APPLICATIONS

The ECT-EQ series pumps are designed for water supply and pressure boosting in residential, commercial and light industrial applications where low or inadequate water pressure exists, It is suitable for boosting pressure from underground or surface water supplies.

Operating Conditions

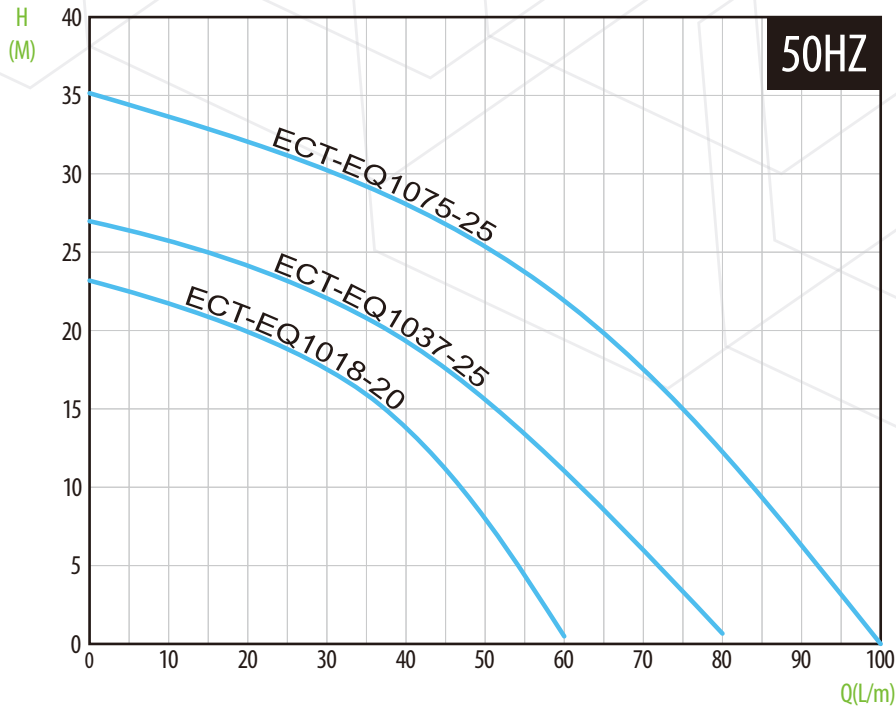
1. Ambient temperature : Max. +40°C
2. Liquid temperature : +4°C~ +40°C
3. System Pressure : Max. 8.5kg/cm²
4. Relative humidity : Max. 85% (RH)
5. Under normal operation, it is not necessary to adjust the pressure unless the cut in pressure is higher than preset activation point (refer to specification).



ECT PUMP

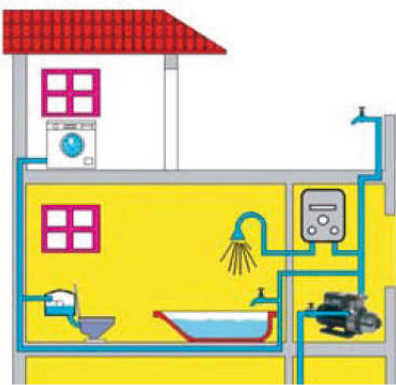
ECT-EQ series Automatic Constant Pressure Water Booster Pump

PERFORMANCE CURVE



SPECIFICATION

Model	Power HP(kW)	Frequency Hz	Phase Ø	Voltage V	Amp's A	Inlet Inch(mm)	Outlet Inch(mm)	Preset activation point kg/cm ²	Max. Head M	Max. Flow LPM	Weight KG
ECT-EQ1018-20	1/4(0.18)	50	1Ø	220	1.5	3/4" (20)	3/4" (20)	1.4	24	48	7.3
ECT-EQ1037-25	1/2 (0.37)	50	1Ø	220	2.5	1" (25)	1" (25)	1.8	30	75	8.1
ECT-EQ1075-25	1 (0.75)	50	1Ø	220	5.0	1" (25)	1" (25)	2.0	36	90	11.5



Direct City Water pressure boosting



Indirect roof tank water pressure boosting



Hot water boosting in solar heating system