

Sa series 60Hz Stainless Steel Wastewater Pump



ECT PUMP



MATERIAL CONSTRUCTION

Item	Description	Structure	Materials
Pump	Impeller	-	SUS316
	M. Seal	-	SIC / SIC
	Bearing	Ball type bearing	-
	Shaft	-	SUS316
	Pump Housing	-	SUS316
Motor	Pole	2P	-
	Motor type	SA : Dry type(Except 0.5HP & 0.5kW)	-
	Hz / Ph	60Hz / 1Ø & 3Ø	-
	Protector	Thermal / AC Protector	-
	Voltage	220~440V	-
Liquid	Liquid temp	0~40°C	-

Special specifications will be accepted make-to-order

FEATURES

1. Stainless steel 304/316 materials are adopted for corrosive-resistance.
2. Chemical-resistant SIC mechanical seal and fluorine gasket are adopted to provide reliable sealing effects for chemical wastewater.
3. Precision casting method is used and the weight is 25% less than same grades of other pumps.
4. The base of cable is made out of integral plastic to upgrade humidity-resistance.
5. Italian techniques and professional design are adopted for water resistance.

* Float switch is available for model under 2HP (except 0.5kW 3 phase)

APPLICATIONS

1. Wastewater treatment of chemical industries, metal industries, medical industries...etc.
2. Wastewater treatment of hospital and laboratory, dewatering of rugged construction and other comprehensive wastewater treatment...etc.

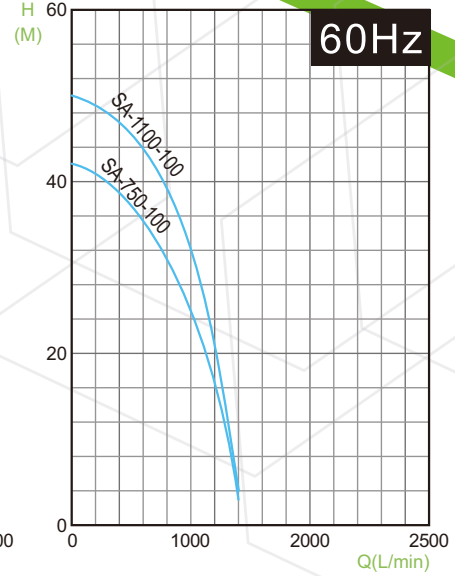
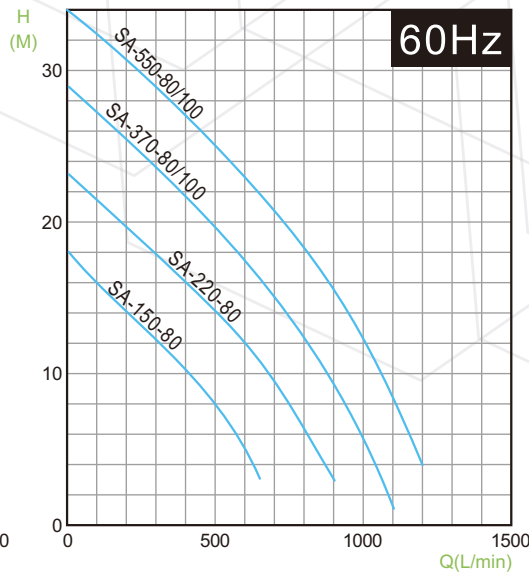
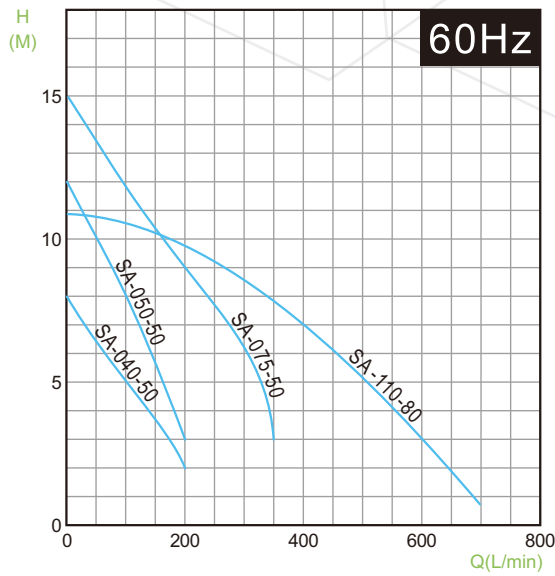
SUN PAN PACIFIC INDUSTRIAL CO., LTD.



SA series 60Hz Stainless Steel Wastewater Pump

ECT PUMP

PERFORMANCE CURVE



SPECIFICATION

2P-3600RPM

Model	Power HP(kW)	Discharge Inch(mm)	Phase PH	Pole P	Std. Head M	Std. Flow LPM	Length mm	Width mm	Height mm	Weight KG
SA-1040-40	½ (0.4)	1½" (40)	1Ø	2	5	100	200	150	340	10
SA-1050-50	(0.5kW)	2" (50)	1Ø	2	7	120	230	160	345	14
SA-3050-50			3Ø							
SA-1075-50	1 (0.75)	2" (50)	1Ø	2	9	200	250	180	440	18
SA-3075-50			3Ø							
SA-1110-80	1½ (1.1)	3" (80)	1Ø (220V)	2	7	400	300	180	480	22
SA-3110-80			3Ø							
SA-1150-80	2 (1.5)	3" (80)	1Ø (220V)	2	8	500	300	200	580	35
SA-3150-80			3Ø							
SA-3220-80	3 (2.2)	3" (80)	3Ø	2	14	500	430	255	550	49
SA-3370-80/100	5 (3.7)	3¾" (80/100)	3Ø	2	19	500	430	255	560	55
SA-3550-80/100	7.5 (5.5)	3¾" (80/100)	3Ø	2	25	500	470	250	570	60
SA-3750-100	10 (7.5)	4" (100)	3Ø	2	25	1000	560	310	690	105
SA-31100-100	15 (11)	4" (100)	3Ø	2	32	1000	560	310	720	115