

SBF4 series 60Hz Sewage Pump



ECT PUMP



MATERIAL CONSTRUCTION

Item	Description	Structure	Materials
Pump	Impeller	Semi-open type	FCD-45
	M. Seal	-	SIC / SIC
	Bearing	Ball type bearing	-
	Shaft	-	SUS304
	Pump Housing	-	FC-20
Motor	Pole	4P	-
	Motor type	Dry type / Oil type(30HP)	-
	Hz / Ph	60Hz / 3Ø	-
	Protector	F class 150°C	-
	Voltage	220~460V	-
	Main Shaft	Thermal / AC Protector	-
Liquid	Liquid temp	0~40°C	-
	Liquid nature	Sewage	-
	Max depth	30m	-

Special specifications will be accepted make-to-order

FEATURES

1. High efficient motor is adopted, shaft and rotor are macnining precisely to raise stability. Serious quality control and high class of insulation are provided for long time operation and service life.
2. Over-load protector is available. (option)
3. Dependable dual mechanical seals are adopted for high wear and heat resistance, and to maintain long life.
4. Impeller is designed for special water flow and big capacity of pump housing to meet dependable performance, and high efficiency for various wastewater.
5. Inner cable wires and cable base are upgraded by filling EPOXY to raise humidity-resistance.

APPLICATIONS

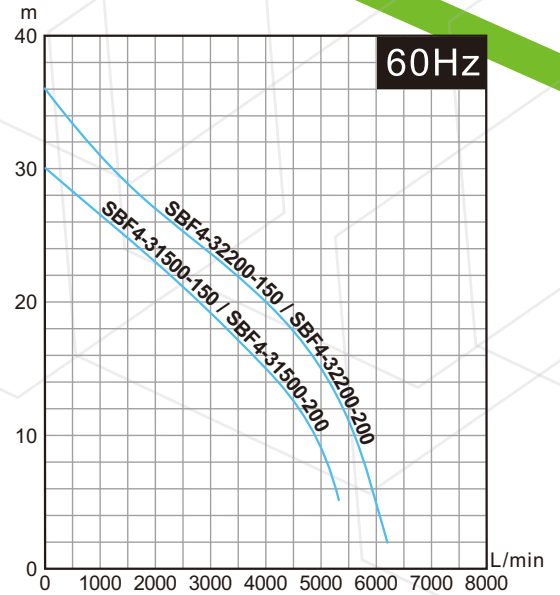
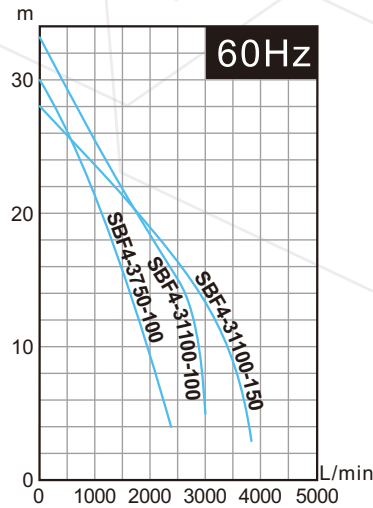
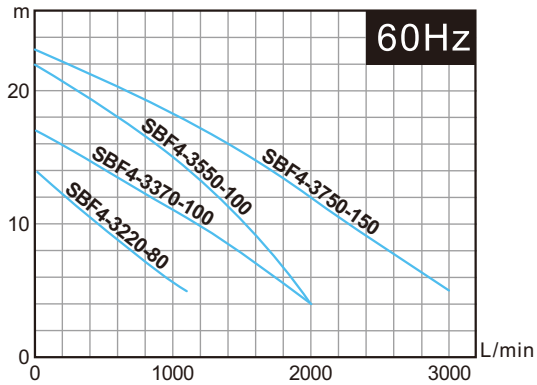
Drainage of food market, animal husbandry and water refining tank. Water treatment of wastewater plant, drainage of basement, food industries, leather industries, pulp and paper industries, dyeing industries, and various industrial wastewater...etc.



SBF4 series 60Hz Sewage Pump

ECT PUMP

PERFORMANCE CURVE



SPECIFICATION

4P-1800RPM

Model	Power HP(kW)	Discharge Inch(mm)	Phase PH	Start Method	Pole P	Std. Head M	Std. Flow LPM	Solid Passage mm	Dimension			Weight KG
									Length mm	Width mm	Height mm	
SBF4-3220-80	3 (2.2)	3" (80)	3Ø	Direct	4	9	500	40	560	310	620	80
SBF4-3370-100	5 (3.7)	4" (100)	3Ø	Direct	4	11	1000	40	560	310	680	86
SBF4-3550-100	7½ (5.5)	4" (100)	3Ø	Direct	4	15	1000	40	600	360	710	108
SBF4-3750-100	10 (7.5)	4" (100)	3Ø	Direct	4	22	1000	40	730	430	820	154
SBF4-3750-150	10 (7.5)	6" (150)	3Ø	Direct	4	12	2000	45	780	480	820	184
SBF4-31100-100	15 (11)	4" (100)	3Ø	Y-Δ	4	25	1000	45	730	430	900	200
SBF4-31100-150	15 (11)	6" (150)	3Ø	Y-Δ	4	19	2000	50	940	480	950	250
SBF4-31500-150	20 (15)	6" (150)	3Ø	Y-Δ	4	23	2000	55	940	480	950	250
SBF4-31500-200	20 (15)	8" (200)	3Ø	Y-Δ	4	15	4000	60	950	480	950	270
SBF4-32200-150	30 (22)	6" (150)	3Ø	Y-Δ	4	27	2000	55	950	480	990	290
SBF4-32200-200	30 (22)	8" (200)	3Ø	Y-Δ	4	20	4000	60	950	480	990	300